






| | |
|---|---|
| Product name and description: | |
| Product classification: (in concentrate form) |   |
| Product classification: (when diluted and in use) | Not Applicable |

| |
|-------------------------------------|
| PPE required (diluted): |
| PPE required (concentrated): |

| | | |
|----------------------------------|-------------------------------|---|
| Activity time per shift: | 1 hour | |
| Users: | Only Trained Personnel | |
| Frequency of use or task: | Hourly | X |
| | Daily | |
| | Weekly | |
| | Monthly | |
| | Infrequent | |
| Persons exposed: | Users and persons in vicinity | |
| Susceptible workers: | N/A | |

| |
|---|
| SIRAFAN SPEED - Surface disinfectant. Manual process |
| Signal Word : Warning |
|    |
| <u>Flammable liquid and vapour.</u> <u>Causes serious eye irritation.</u> <u>May cause drowsiness or dizziness.</u> |
| You MUST refer to the CPAs & Task Cards for your PPE requirements. |

| |
|---|
| N/A – Ready to Use Product |
| Eye/face protection (EN 166) : Safety goggles Gloves are not required under SDS. However Gloves are requirement for this product when used by ALL colleagues as per Compass policy and best practice. |

| |
|--|
| Dilution: YES <input type="checkbox"/> No <input checked="" type="checkbox"/> |
|--|

| | |
|--|--|
| Procedure – Product application. | |
| Stage 1 | Remove any loose food debris from surface |
| Stage 2 | Spray the Sirafan Speed directly onto required surfaces. |
| Stage 3 | Allow 1 minute contact time |
| Refer to the Sarafan Speed – Surface Disinfecting Task Card for full product application details. | |

| |
|-------------------------------|
| First Aid Information: |
| Product Concentrated |
| At Use Dilution |

| | |
|---------------------|---|
| Eye contact | Rinse immediately with plenty of water, also under the eyelids, for at least 15 minutes. Remove contact lenses, if present and easy to do. Continue rinsing. Get medical attention. |
| Skin contact | Rinse with plenty of water. |
| If inhaled | Remove to fresh air. Treat symptomatically. Get medical attention if symptoms occur. |
| If swallowed | Rinse mouth. Get medical attention if symptoms occur. |

| |
|-------------------------------|
| Firefighting measures: |
| Special requirements: |

| |
|---|
| Use extinguishing measures that are appropriate to local circumstances and the surrounding environment. |
| Store in a cool dry room. Do not mix with other chemicals. |

| | |
|--|--|
| Accidental Release Measures | |
| <ul style="list-style-type: none"> • If an accidental release occurs ensure people and colleagues are moved away. • Ensure the spill is dealt with by trained colleagues (i.e. know how to deal with spills and how to use spill kits) and wear appropriate PPE. • Follow the Immediate Spill Response Plan contained within the Environment Toolkit and the Unit Managers Emergency Manual. • If you have any queries please contact your HSE Manager or the HSE Helpline on 0121 457 5194. | |