





| |
|---|
| Product name and description: |
| Product classification: (in concentrate form)  |
| Product classification: (when diluted and in use) N/A |

| |
|---|
| Cafiza Espresso Cleaning Tablets - Coffee/Espresso machine/equipment cleaner |
| Signal Word : Warning    |
| <u>Causes skin and serious eye irritation.</u> |
| You MUST refer to the CPAs & Task Cards for your PPE requirements. |

| |
|-------------------------------------|
| PPE required (diluted): |
| PPE required (concentrated): |

| |
|---|
| Not required under SDS. However Gloves are requirement for this product when used by ALL colleagues as per Compass policy and best practice. |
| Eye/face protection (EN 166) : Safety Glasses Hand protection (EN 374) : Gloves |

| | | |
|----------------------------------|-------------------------------|---|
| Activity time per shift: | 30 minutes | |
| Users: | Only trained personnel | |
| Frequency of use or task: | Hourly | |
| | Daily | X |
| | Weekly | |
| | Monthly | |
| | Infrequent | |
| Persons exposed: | Users and persons in vicinity | |
| Susceptible workers: | N/A | |

| |
|--|
| Dilution: YES No <input checked="" type="checkbox"/> |
|--|

| | |
|---|---|
| Procedure – Cleaning of Espresso Machine | |
| Stage 1 | Insert one Cafiza® tablet in machine opening and follow manufacturer's maintenance and cleaning instructions. |
| | |
| | |
| | |
| | |
| | |

| |
|-------------------------------|
| First Aid Information: |
|-------------------------------|

| | |
|---------------------|---|
| Eye contact | IF IN EYES: Rinse cautiously with water for several minutes. Remove contact lenses, if present and easy to do. Continue rinsing. Seek medical treatment |
| Skin contact | Immediately rinse with water. If skin irritation continues, consult a doctor. |
| If inhaled | Supply fresh air. |
| If swallowed | Rinse out mouth and then drink plenty of water |

| |
|-----------------------------|
| Product Concentrated |
|-----------------------------|

| |
|-------------------------------|
| Firefighting measures: |
| Special requirements: |

| |
|--|
| CO ₂ , powder or water spray. Fight larger fires with water spray or alcohol resistant foam. Use fire extinguishing methods suitable to surrounding conditions. |
| Store only in the original receptacle. Store away from oxidising agents. Keep container tightly sealed. Store in cool, dry conditions in well sealed receptacles. |

| |
|--|
| Accidental Release Measures |
| <ul style="list-style-type: none"> • If an accidental release occurs ensure people and colleagues are moved away. • Ensure the spill is dealt with by trained colleagues (i.e. know how to deal with spills and how to use spill kits) and wear appropriate PPE. • Follow the Immediate Spill Response Plan contained within the Environment Toolkit and the Unit Managers Emergency Manual. • If you have any queries please contact your HSE Manager or the HSE Helpline on 0121 457 5194. |