



Actichlor Plus – 1 step cleaning and disinfection process for hard surfaces

READ BEFORE STARTING



Wear PPE where advised in each step

GLOVES & SAFETY GLASSES WITH SIDE SHIELDS

You MUST refer to the CPAs & Task Cards for your PPE Requirements



1 Fill Actichlor bottle with clean cold water to 1 litre level.






2 Add 1 Actichlor Plus tablet and allow to naturally dissolve in well ventilated area. Typically take 10 mins






3 Dose the cloth/mop with Actichlor according to correct instructions


4 Wipe surface with clean cloth




5 Do not rinse, allow to dry. No min contact time



6 Record date/time solution made up.



Dispose of after 24 hours, pour down sluice/toilet with no other chemicals present

HS.TC.045.04