





| | |
|---|---|
| Product name and description: | |
| Product classification: (in concentrate form) |  |
| Product classification: (when diluted and in use) | N/A |
| PPE required (diluted): | |
| PPE required (concentrated): | |

| |
|--|
| Rational Grill Cleaner for Rational CleanJet – alkaline cleaner/detergent |
| Signal Word : Danger |
|    |
| <p>May be corrosive to metals. Causes severe skin burns and eye damage. <u>Causes serious eye damage.</u> You MUST refer to the CPAs & Task Cards for your PPE requirements.</p> |
| Not required under SDS. However Gloves are requirement for this product when used by ALL colleagues as per Compass policy and best practice. |
| Eye/face protection (EN 166) : Tightly Sealed Safety Glasses Hand protection (EN 374) : Gloves Body Protection: Protective work clothing. Body protection must be chosen depending on activity and possible exposure. |

| | | |
|----------------------------------|-------------------------------|---|
| Activity time per shift: | 10 minutes | |
| Users: | Only trained personnel | |
| Frequency of use or task: | Hourly | |
| | Daily | X |
| | Weekly | |
| | Monthly | |
| | Infrequent | |
| Persons exposed: | Users and persons in vicinity | |
| Susceptible workers: | N/A | |

| |
|---|
| Dilution: YES No <input checked="" type="checkbox"/> Diluted via self-dosing system |
|---|

| | |
|--|---|
| Procedure – Oven and grill cleaner via a self dosing system | |
| Stage 1 | Follow manufacturer’s instructions on use of product. |
| | |
| | Refer to the <u>Rational Grill Cleaner for Rational CleanJet Task Card</u> for full product application details. |
| | |
| | |

| |
|-------------------------------|
| First Aid Information: |
|-------------------------------|

| |
|-----------------------------|
| Product Concentrated |
|-----------------------------|

| |
|-------------------------------|
| Firefighting measures: |
|-------------------------------|

| |
|------------------------------|
| Special requirements: |
|------------------------------|

| | |
|---------------------|--|
| Eye contact | Rinse opened eye for several minutes under running water. Remove contact lenses, if present and easy to do. Use eye protection. Call a doctor immediately. |
| Skin contact | Instantly wash with water and soap and rinse thoroughly. Immediate medical treatment necessary. Failure to treat burns can prevent wounds from healing. |
| If inhaled | Supply fresh air and call for doctor for safety reasons. In case of unconsciousness bring patient into stable side position for transport. |
| If swallowed | Drink copious amounts of water and provide fresh air. Instantly call for doctor. Do not induce vomiting - Danger of perforation! |
| | Carbon dioxide (CO ₂), extinguishing powder or water spray/fog. Fight larger fires with water spray/fog or alcohol-resistant foam. |
| | Store in the original container. Observe all local and national regulations for storage of water polluting products. Store away from foodstuffs. Keep container tightly sealed. Store in a locked cabinet and out of the reach of children. Store and transport upright. |

Accidental Release Measures

- If an accidental release occurs ensure people and colleagues are moved away.
- Ensure the spill is dealt with by trained colleagues (i.e. know how to deal with spills and how to use spill kits) and wear appropriate PPE.
- Follow the Immediate **Spill Response Plan** contained within the **Environment Toolkit** and the **Unit Managers Emergency Manual**.
- If you have any queries please contact your **HSE Manager** or the **HSE Helpline** on **0121 457 5194**.