

# ABSORBIT HEAVY DUTY DETERGENT, DEGREASER AND FRYER CLEANER

HS.TC.130.01 – August 2021



## READ BEFORE STARTING

### PPE REQUIRED



**WEAR PPE IN EACH STEP**

The hazard pictogram on the product container may be different to that on this CPA & Task Cards.  
You **MUST** refer to the CPAs & Task Cards for your PPE Requirements

### Hazard Classification



HARMFUL



CORROSIVE

1

Check product label and hazard information before use



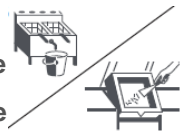
2

Wear suitable protective clothing when handling the product



3

Fryer or Brat Pan Cleaning – remove oil or fat and loose debris



4

Fill the fryer / brat pan with water up to the maximum level



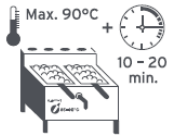
5

Add 20-30 g Absorbit per litre of water and stir thoroughly to dissolve



6

Leave it soaking for 10-20 minutes at 90°C (do not boil)




7

Rinse with clean water



8

Other items i.e. filters, oven shelves: Fill a clean sink with hot water (60°C-80°C) and add Absorbit 20 g / L. Stir to dissolve.



9

Add the dirty objects and let them soak for 10-20 minutes. Rinse with clean water.

