






Product name and description: (SDS sec. 1.1)		
Product classification: (when concentrated) (SDS sec. 2.1 & 2.2)		
Product classification: (when in use)		
PPE required (diluted): (SDS sec. 8.2)		
PPE required (concentrated): (SDS sec. 8.2)		
Activity time per shift:	30 minutes	
Users:	Only Trained Personnel	
Frequency of use or task:	Hourly	
	Daily	✓
	Weekly	
	Monthly	
	Infrequent	
Persons exposed:	Users and persons in vicinity	
Susceptible workers:	N/A	

Merrychef Oven Cleaner	
Signal Word : Danger	
Hazard Statements: H315: Causes skin irritation. H319: Causes serious eye irritation	
Exposure Controls/appropriate PPE when diluted: N/A	
Exposure Controls/appropriate PPE when concentrated: gloves, eye protection	
Dilution: YES <input type="checkbox"/> No <input checked="" type="checkbox"/>	

Procedure	
Stage 1	Follow cleaning procedure described in appliance manual or at: https://www.merrychef.com/asset/?id=jnrvp&regions=uk&prefLang=en-US https://www.merrychef.com/asset/?id=nzjoin&regions=uk&prefLang=en-US
	<ol style="list-style-type: none"> 1. Cool oven to 50oC 2. Remove any food debris 3. Remove and wash all removeable parts e.g. turntable 4. Spray MerryChef Oven Cleaner onto clean cloth and wipe surfaces 5. Wipe with damp clean cloth 6. Apply MerryChef Oven Protector and re-assemble 7. Remove and clean air filter 8. Clean external surfaces

First Aid Information:
(SDS sec. 4.1)

Product Concentrated

At Use Dilution

Eye contact	Remove any contact lenses and open eyelids wide apart. Rinse immediately with plenty of water. Continue to rinse for at least 15 minutes and get medical attention.
Skin contact	Remove contaminated clothing that is not stuck to the skin. Flush area with clean water. Continue to rinse for at least 15 minutes. Get medical attention if any discomfort continues
If inhaled	Remove affected person from source of contamination. Move affected person to fresh air and keep warm and at rest in a position comfortable for breathing. If breathing stops, provide artificial respiration. Get medical attention if any discomfort continues.
If swallowed	Do not induce vomiting. Rinse mouth thoroughly with water. Place unconscious person on the side in the recovery position and ensure breathing can take place. Get medical attention.

Firefighting measures:
(SDS sec. 5.1)

Special requirements:
(SDS sec. 7.2)

Extinguishing media: Water
In combustion emits toxic fumes of carbon dioxide / carbon monoxide.

Keep container tightly closed. Store in a demarcated store to prevent release to drains and/or watercourses.

Accidental Release Measures
<ul style="list-style-type: none"> • If an accidental release occurs ensure people and colleagues are moved away. • Ensure the spill is dealt with by trained colleagues (i.e. know how to deal with spills and how to use spill kits) and wear appropriate PPE. • Follow the Immediate Spill Response Plan contained within the Environment Toolkit and the Unit Managers Emergency Manual. • If you have any queries please contact your HSE Manager or the HSE Helpline on 0121 457 5194.