






COSHH PRODUCT ASSESSMENT (January 2020 HS.CPA.129.01)

The MSDS For This Product – Although It Is Not Specifically Required - Is Available from <https://safetydata.ecolab.eu/>

Product name and description:	
Product classification: (in concentrate form)	
Product classification: (when diluted and in use)	Not a hazardous substance or mixture.

Oasis Pro Acid Bath- Sanitary cleaner. Spray and wipe manual process	
Signal Word : Danger	   
May be corrosive to metals. Causes severe skin burns and eye damage.	
You MUST refer to the CPAs & Task Cards for your PPE requirements.	

PPE required (diluted):
PPE required (concentrated): see Highlighted in Red

Not required under SDS. However Gloves are requirement for this product when used by ALL colleagues as per Compass policy and best practice.
Eye/face protection (EN 166) : Safety goggles Face-shield Hand protection (EN 374) : Recommended preventive skin protection Gloves Skin and body protection (EN 14605): Personal protective equipment comprising: suitable protective gloves, safety goggles and protective clothing

Activity time per shift:	20 minutes	
Users:	Only Trained Personnel	
Frequency of use or task:	Hourly	
	Daily	X
	Weekly	
	Monthly	
	Infrequent	
Persons exposed:	Users and persons in vicinity	
Susceptible workers:	N/A	

Goggles – EB198 (EN166 compliant) Face Protection – Q2180 (if required) Hand Protection (disposable) – Q2200** (EN374 Compliant) } Bunzl Codes Hand protection (re-usable) – Q2290** (EN374 Compliant)

Dilution: YES <input checked="" type="checkbox"/> No <input type="checkbox"/> 50ml per 600mL spray bottle of water (with FOAMING head) dependent upon soiling
--

Procedure – Descaling washrooms, taps	
	<u>Do not mix with chlorine based chemicals - important as main cleaning agent in hospitals.</u>
	<u>Due to potential damage to mild steel - checking on type of coating on the taps prior to use</u>
	Refer to the Acid Bath for Descaling task card for product application details.

First Aid Information:

Product Concentrated

At Use Dilution

Eye contact	Rinse immediately with plenty of water, also under the eyelids, for at least 15 minutes. Remove contact lenses, if present and easy to do. Continue rinsing. Get medical attention immediately.	Rinse with plenty of water.
Skin contact	Wash off immediately with plenty of water for at least 15 minutes. Use a mild soap if available. Wash clothing before reuse. Thoroughly clean shoes before reuse. Get medical attention immediately.	Rinse with plenty of water.
If inhaled	Get medical attention if symptoms occur.	Get medical attention if symptoms occur.
If swallowed	Rinse mouth with water. Do NOT induce vomiting. Never give anything by mouth to an unconscious person. Get medical attention immediately.	Rinse mouth. Get medical attention if symptoms occur.

Firefighting measures:

Special requirements:

Use extinguishing measures that are appropriate to local circumstances and the surrounding environment.
Store in a cool dry room. Do not mix with other chemicals.

Accidental Release Measures

- If an accidental release occurs ensure people and colleagues are moved away.
- Ensure the spill is dealt with by trained colleagues (i.e. know how to deal with spills and how to use spill kits) and wear appropriate PPE.
- Follow the Immediate **Spill Response Plan** contained within the **Environment Toolkit** and the **Unit Managers Emergency Manual**.
- If you have any queries please contact your **HSE Manager** or the **HSE Helpline** on **0121 457 5194**.