

Aseptopol EL76 – MANUAL POT AND PAN WASHING



HS/TC/117/01 – June 2020

READ BEFORE STARTING




Wear PPE where advised in each step

GLOVES & GOGGLES



You MUST refer to the CPAs & Task Cards for your PPE Requirements





1 Fill sink to required level of water. Water must be warm.




2 Dispense 40ml of Aseptopol EL76 into 10L water via pelican pump. (4 doses)





3 Remove loose soils from item to be washed and fully submerge in sink





4 Leave in contact for 5 minutes



5 Scrub items with pad or brush to remove all soil if necessary.



6 Rinse with clean water



7 Leave to air dry

