






<b>Product name and description:</b>
<b>Product classification:</b> (in concentrate form)  
<b>Product classification:</b> (when diluted and in use)

<b>PPE required (diluted):</b>
<b>PPE required (concentrated):</b>

<b>Activity time per shift:</b>	10 minutes	
<b>Users:</b>	Only Trained Personnel	
<b>Frequency of use or task:</b>	Hourly	
	Daily	X
	Weekly	
	Monthly	
	Infrequent	
<b>Persons exposed:</b>	Users and persons in vicinity	
<b>Susceptible workers:</b>	N/A	

<b>REGAIN</b> - Floor cleaner. Manual process
Signal Word : <b>Danger</b>   
<u>Causes severe skin burns and eye damage.</u> <u>May cause respiratory irritation.</u> You <b>MUST</b> refer to the CPAs & Task Cards for your PPE requirements.
Not required under SDS. However <b>Gloves</b> are requirement for this product when used by ALL colleagues as per Compass policy and best practice.
Eye/face protection (EN 166): <b>Safety goggles</b> Hand protection (EN 374): <b>Gloves</b>

<b>Dilution:</b> YES <input checked="" type="checkbox"/> No <input type="checkbox"/> Dispense via the pelican pump 2 pumps (20ml) per 5L of warm water or via Penguin Dispenser
---

<b>Procedure – Dispensing of product into water filled bucket via pelican pump</b>	
<b>Stage 1</b>	Fill bucket to required level with warm water
<b>Stage 2</b>	Dispense via the pelican pump 2 pumps (20ml) into 5L bucket of warm water
<b>Stage 3</b>	Apply solution to floor and clean with mop
	<b>Refer to the <u>Regain – Floor Cleaning Task Card</u> for product application details.</b>
	<b><u>When removing or replacing trigger/pelican pump, ensure that correct PPE is used.</u></b>

**First Aid Information:**

**Product Concentrated**

**At Use Dilution**

<b>Eye contact</b>	Rinse immediately with plenty of water, also under the eyelids, for at least 15 minutes. Remove contact lenses, if present and easy to do. Continue rinsing. Get medical attention immediately.
<b>Skin contact</b>	Wash off immediately with plenty of water for at least 15 minutes. Use a mild soap if available. Wash clothing before reuse. Thoroughly clean shoes before reuse. Get medical attention immediately.
<b>If inhaled</b>	Remove to fresh air. Treat symptomatically. Get medical attention if symptoms occur.
<b>If swallowed</b>	Rinse mouth with water. Do NOT induce vomiting. Never give anything by mouth to an unconscious person. Get medical attention immediately.

**Firefighting measures:**

**Special requirements:**

Use extinguishing measures that are appropriate to local circumstances and the surrounding environment.
Store in a cool dry room. Do not mix with other chemicals.

**Accidental Release Measures**

- If an accidental release occurs ensure people and colleagues are moved away.
- Ensure the spill is dealt with by trained colleagues (i.e. know how to deal with spills and how to use spill kits) and wear appropriate PPE.
- Follow the Immediate **Spill Response Plan** contained within the **Environment Toolkit** and the **Unit Managers Emergency Manual**.
- If you have any queries please contact your **HSE Manager** or the **HSE Helpline** on **0121 457 5194**.