





**COSHH PRODUCT ASSESSMENT (HS\CPA\122\03 – Internal Use – February 2019)**  
*The MSDS For This Product – Although It Is Not Specifically Required - Is available from:*  
<https://www.thermoplan.ch/en/service/downloads>

<b>Product name and description:</b>
<b>Product classification:</b> (in concentrate form) 
<b>Product classification:</b> (when diluted and in use) N/A
<b>PPE required (diluted):</b>
<b>PPE required (concentrated):</b>

<b>ThermoBlue Concentrate</b> – Special cleaner for ThermoFoam-system and cream whipping machines (Thermoplan Black & White Machines)
Signal Word : <b>Warning</b>   
<u>Causes serious eye irritation.</u> <u>Causes skin irritation.</u> <b>You MUST refer to the CPAs &amp; Task Cards for your PPE requirements.</b>
Not specified under SDS. However <b>Gloves</b> are requirement for this product when used by ALL colleagues as per Compass policy and best practice.
Hand protection (EN 374) : <b>Gloves</b> Eye/face protection (EN 166) : <b>Tightly sealed goggles</b>

<b>Activity time per shift:</b>	20 minutes	
<b>Users:</b>	Only trained personnel	
<b>Frequency of use or task:</b>	Hourly	
	Daily	
	Weekly	
	Monthly	
	Infrequent	X
<b>Persons exposed:</b>	Users and persons in vicinity	
<b>Susceptible workers:</b>	N/A	

<b>Dilution:</b> YES <input type="checkbox"/> No <input checked="" type="checkbox"/> <b>Apply 60 ml of product directly onto the milk container via the pelican pump.</b>
---------------------------------------------------------------------------------------------------------------------------------------------------------------------------

<b>Procedure – Dispensing of the product into a milk container via a pelican pump</b>	
<b>Stage 1</b>	Follow manufacturer’s instructions when using the product.
<b>Stage 2</b>	Dispense 60 ml of ThermoBlue into the milk container via a pelican pump and put it back into the fridge.
	<b>Refer to the <u>ThermoBlue</u> Task Card for full product application details.</b>

<b>First Aid Information:</b>
-------------------------------

<b>Product Concentrated</b>
-----------------------------

<b>Eye contact</b>	Rinse opened eye for several minutes under running water. If symptoms persist, consult a doctor.
<b>Skin contact</b>	Immediately wash with water and soap and rinse thoroughly. If skin irritation continues, consult a doctor.
<b>If inhaled</b>	Supply fresh air; consult doctor in case of complaints.
<b>If swallowed</b>	If symptoms persist consult doctor.

<b>Firefighting measures:</b>
<b>Special requirements:</b>

CO2, powder or water spray. Fight larger fires with water spray or alcohol resistant foam
Store in the original container. Keep container tightly sealed.

**Accidental Release Measures**

- If an accidental release occurs ensure people and colleagues are moved away.
- Ensure the spill is dealt with by trained colleagues (i.e. know how to deal with spills and how to use spill kits) and wear appropriate PPE.
- Follow the Immediate **Spill Response Plan** contained within the **Environment Toolkit** and the **Unit Managers Emergency Manual**.
- If you have any queries please contact your **HSE Manager** or the **HSE Helpline** on **0121 457 5194**.