

Mould-Ex - Sanitary cleaner (mould removal)

HS/TC/065/03 – August 2017



READ BEFORE STARTING



Wear PPE where advised in each step

GLOVES & GOGGLES


You MUST refer to the CPAs & Task Cards for your PPE Requirements



1 Squeeze product directly from bottle on to surface to be cleaned



2 Leave in contact for at least 15 minutes





3 Wipe surfaces with a clean cloth or brush to remove soil



4 Rinse with plenty of water



5 Dry with cloth



If in any doubt about the PPE required, please refer to the separate COSHH Product Assessment or your HSE Manager