





Product name and description:	
Product classification: (in concentrate form)	
Product classification: (when diluted and in use)	Not a hazardous substance or mixture.

KITCHENPRO WASH'N WALK - Floor cleaner. Semi-Automatic & Manual process.	
Signal Word: Warning	  
Causes serious eye irritation.	
You MUST refer to the CPAs & Task Cards for your PPE requirements.	

PPE required (diluted):
PPE required (concentrated):

Not required under SDS. However Gloves are requirement for this product when used by ALL colleagues as per Compass policy and best practice.
Eye/face protection (EN 166): Safety glasses with side-shields Gloves are not required under SDS. However Gloves are requirement for this product when used by ALL colleagues as per Compass policy and best practice.

Activity time per shift:	10 minutes	
Users:	Only Trained Personnel	
Frequency of use or task:	Hourly	
	Daily	X
	Weekly	
	Monthly	
	Infrequent	
Persons exposed:	Users and persons in vicinity	
Susceptible workers:	N/A	

Dilution: YES <input checked="" type="checkbox"/> No <input type="checkbox"/>	Dispense via the dosing unit x1 push (30ml) per 5L of warm water
--	--

Procedure – Dispensing of product via dosing unit into bucket	
Stage 1	Fill bucket to required level with cold water.
Stage 2	Dispense via the dosing unit x1 push (30ml) per 5L of warm water.
Refer to the <u>KitchenPro Wash'n Walk – Floor Cleaning Task Card</u> for product application details.	
<u>When removing or replacing product pouches ensure that correct PPE is used.</u>	

First Aid Information:

Product Concentrated

At Use Dilution

Eye contact	Rinse immediately with plenty of water, also under the eyelids, for at least 15 minutes. Remove contact lenses, if present and easy to do. Continue rinsing. Get medical attention.	Rinse with plenty of water.
Skin contact	Rinse with plenty of water.	Rinse with plenty of water.
If inhaled	Get medical attention if symptoms occur.	Get medical attention if symptoms occur.
If swallowed	Rinse mouth. Get medical attention if symptoms occur.	Rinse mouth. Get medical attention if symptoms occur.

Firefighting measures:
Special requirements:

Use extinguishing measures that are appropriate to local circumstances and the surrounding environment.
Store in a cool dry room. Do not mix with other chemicals.

Accidental Release Measures	
<ul style="list-style-type: none"> If an accidental release occurs ensure people and colleagues are moved away. Ensure the spill is dealt with by trained colleagues (i.e. know how to deal with spills and how to use spill kits) and wear appropriate PPE. Follow the Immediate Spill Response Plan contained within the Environment Toolkit and the Unit Managers Emergency Manual. If you have any queries please contact your HSE Manager or the HSE Helpline on 0121 457 5194. 	