

Diesin Maxx – Washroom Surface Cleaning

HS/TC/055/03 – August 2017




READ BEFORE STARTING



Wear PPE where advised in each step

GLOVES & GOGGLES

You MUST refer to the CPAs & Task Cards for your PPE Requirements





P4U Dispenser

If your site has P4U dispensing system in use please disregard steps **1**

1

Fill correctly labelled spray bottle with 600ml of clean water and add via the pelican pump x1 pump (10ml) of Diesin Maxx



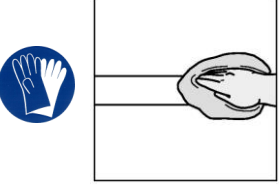
2

Apply diluted product directly on to cloth, and clean surface



3

Remember to clean skirting if required



4

Pay special attention to areas around toilet, doors and corners



If in any doubt about the PPE required, please refer to the separate COSHH Product Assessment or your HSE Manager