



# PULY CAFF - Espresso machine cleaning

HS/TC/096/01 – September 2016

## READ BEFORE STARTING



Wear PPE where advised in each step

**DUST MASK, GLOVES AND GOOGLES**

You MUST refer to the CPAs & Task Cards for your PPE Requirements



**1** Follow instructions on packaging.





**2** Place ½ teaspoon of Puly Caff powder in blank (non filter) porta-filter group handle.




**3** Place porta-filter into group head on the machine.





**4** Operate machine on 3 cycles on a double espresso.

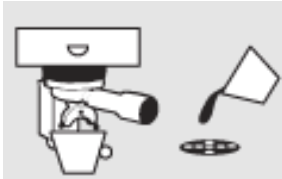
**5** Remove porta-filter handle, empty it and rinse under the hot water.




**6** Refit handle and complete 3 double espresso cycles.



**7** Discard the coffee to ensure no residue remains.



If in any doubt about the PPE required, please refer to the separate COSHH Product Assessment or your HSE Manager